

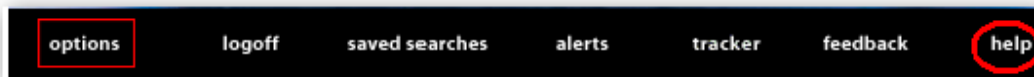


Education Indexes Quick Start Guide

The Online Library provides access to three education indexes (bibliographic databases) via the Dialog Datastar service: the Australian Education Index (1976 onwards) covers current literature relevant to Australian education. It has links to the full text of documents where these are freely available online; the British Education Index (1976 onwards) covers journal literature on education and training and also includes the British Education Theses Index; ERIC-Educational Resources Information Centre (1966 onwards covers U.S. education research and practice.)

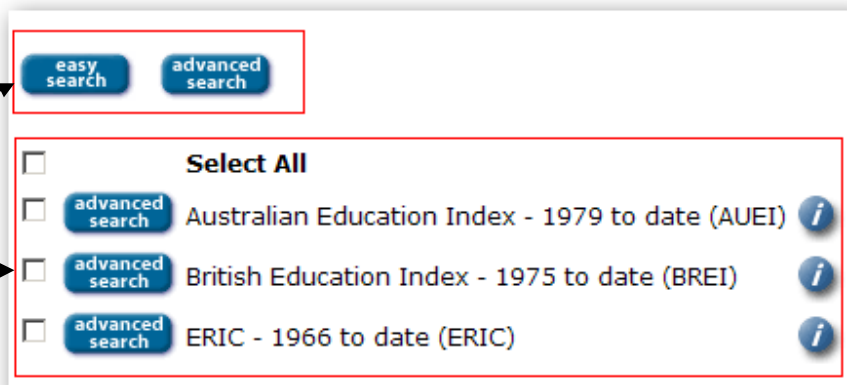
Help

For help using the site click on the help button in the navigation menu towards the top right hand side of the screen.



Searching the database

The first step is to decide which index or indexes you wish to search and then whether you are going to use the easy or advanced search option. It is possible to search all the indexes simultaneously in easy or advanced although you may find that you do not always have access to all the search features.



Click the button to choose advanced or easy search

Click in the box next to the index name to select which database to search.

To learn more about the content of each index click on the *i* symbol.



Easy Search

Shown below is the easy search screen for ERIC.

Easy Search:
ERIC - 1966 to date (ERIC)

Clipboard: 0 documents

Enter your search term(s): [Search Tips](#) Thesaurus mapping 3

1

2

[Help](#)

[Help](#)

Information added since: or: none
(YYYYMMDD)

Restrict to:

whole document i

whole document

Title and Abstract

Title

Source

- Journal name

Author(s)

Corporate author(s)

Abstract

Descriptors i

Keywords

Availability

Notes

Publication date

Edition

Record type

Accession number & update i

The above search would locate the words 'Critical Thinking' OR 'Thinking Skills' in the whole text of a document. You can use the drop down menus to change the focus of the search (1) and also the words connecting your search terms (2).

Before you start searching it is a good idea to plan your search strategy by thinking about what words you are going to use in your search. If your search strategy is not giving you the results you want you could use the Thesaurus Mapping tool (3). Just type in your search term, check the box and press 'search.' You will then be taken to the thesaurus entry that is closest to your search and you will see a list of related terms which will give you ideas for alternative phrases to search on.

You can also narrow down your search by selecting options from the menu below. You can limit by various factors including year of publication and language.



The ways you can limit your search will change depending on which database you are using, for example ERIC allows you to limit by target audience and the British Education Index allows you to limit by age and educational grouping.

Advanced Search

The advanced search has the same features as the easy search but allows more complex searches. Searches are saved to a clipboard (shown below) and then you can combine different searches to increase the accuracy of your results.

Search history:

No.	Database	Search term	Info added since	Results	
CP		[Clipboard]		0	-

Clipboard

The example below shows a search for articles about Critical Thinking and students who are in the 16-19 age group. By combining the results of the first 2 searches the final results show 15 articles that are closely related to the search topic.

Search history:

No.	Database	Search term	Info added since	Results		
CP		[Clipboard]		0	-	
1	BREI	Critical ADJ Thinking	unrestricted	682	show titles	rank
2	BREI	SIXTH-FORM-EDUCATION.W..DE. OR SIXTEEN-TO-NINETEEN-EDUCATION.W..DE. OR FURTHER-EDUCATION.W..DE.	unrestricted	5900	show titles	rank
3	BREI	1 AND 2	unrestricted	15	show titles	rank

Example of a combined search

In the first stage of the search the term 'Critical Thinking' was entered into the search box. You will also notice that it is possible to limit the search by publication date or language although these have not been used in the example.

Enter your search term(s): [Search tips](#) Thesaurus mapping

Critical Thinking whole document

Information added since: or: none

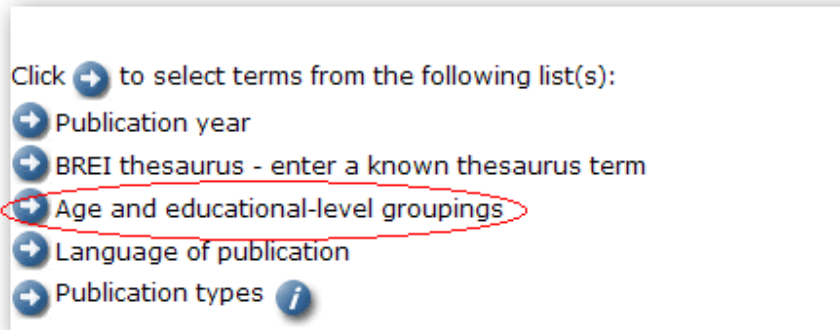
Published since January 2007 Published since January 2005 Published since January 2003 Abstracts

English

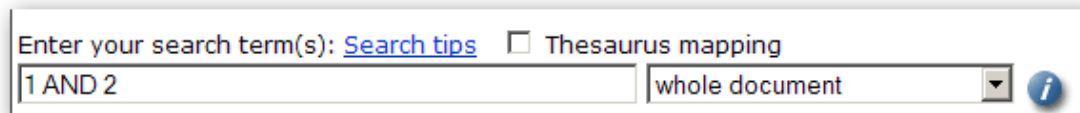
This search produced 682 results.



Search 2 was focused on Age and educational level groups which were selected by clicking on the arrow and choosing from the drop down menu. This is just one way of limiting the search and it is also possible to limit by other factors such as language and type of publication.



This search produced 5900 results. Obviously both searches produced a high number of results which it would be time consuming to look at however it is possible to combine the 2 searches. To combine the searches '1 AND 2' was typed into the search box.



This found 15 articles that were highly relevant to the search topic. To learn more about this type of searching you should access the help files within the database which are on the navigation menu on the top right hand of the screen.

Viewing Search Results

Search history:

No.	Database	Search term	Info added since	Results		
CP		[Clipboard]		0		
1	BREI	Critical ADJ Thinking	unrestricted	682	show titles	rank
2	BREI	SIXTH-FORM-EDUCATION.W..DE. OR SIXTEEN-TO-NINETEEN-EDUCATION.W..DE. OR FURTHER-EDUCATION.W..DE.	unrestricted	5900	show titles	rank
3	BREI	1 AND 2	unrestricted	15	show titles	rank

To view the results of your search click on 'show titles' if you click on 'rank' you can change the way the results are displayed. Once on the results page click on [link to abstract/database record](#) to view the individual record.



- Select All**
- 1 (BREI) [Link to abstract/database record](#)
Investigating **critical thinking** and knowledge construction in an interactive learning environment.
Interactive Learning Environments, March 2009, vol. 17, no. 1, p. 95-104, ISSN: 1049-4820.
[Wang-Qiyun](#), [Woo-Huay-Lit](#), [Zhao-Jianhua](#).
- 2 (BREI) [Link to abstract/database record](#)
Tagging **thinking** types in asynchronous discussion groups: effects on **critical thinking**.
Interactive Learning Environments, March 2009, vol. 17, no. 1, p. 77-94, ISSN: 1049-4820.
[Schellens-Tammy](#), [Keer-Hilde-van](#), [Wever-Bram-de](#), [Valcke-Martin](#).

Print, Save or E-mail search results

To select the records that you wish to print, save or email tick the checkbox next to the record. Then scroll down to the bottom of the page.

Display Format 1	Output Format 2	Action 3
<input checked="" type="radio"/> Full <input type="radio"/> Short <input type="radio"/> Medium <input type="radio"/> Custom Help with Formats	<input checked="" type="radio"/> HTML <input type="radio"/> Tagged (for tables) <input type="radio"/> PDF <input type="radio"/> RTF <input type="radio"/> XML <input type="radio"/> RefMgr, ProCite, EndNote <input type="radio"/> WebCharts Help with WebCharts Download WebCharts	<input type="button" value="display"/> <input type="button" value="save"/> <input type="button" value="print preview HTML/tagged"/> <input type="button" value="email"/>
Sort your entire search result by <input type="text" value="Publication year"/> <input type="button" value="v"/> <input type="text" value="Ascending"/> <input type="button" value="v"/>		<input type="button" value="sort"/>

The results screen

Make sure you select 'Full' in the Display Format Column (1) and HTML in the Output format column (2). This ensures that the results will contain the full abstract and be displayed in the correct way.

To print the records

Click on 'print preview/HTML tagged' in the Action Column (3) you will then be taken to a preview of your records which you can print through your web browser.

To save the records

Click on 'save' in the Action Column (3) then click on 'Save.'



To email the records

Click on email in the Action column (3) then fill in the email address you want the results to be sent to and give the email a title.

Format	Documents
<input checked="" type="radio"/> Full	
<input type="radio"/> Short	<input type="text"/>
<input type="radio"/> Medium	(e.g. 2,4,9-50)
<input type="radio"/> Custom	

Delivery Format	E-Mail Delivery	Field Names
<input type="radio"/> TXT	<input checked="" type="radio"/> Inline <input type="radio"/> Attached <input type="radio"/> Both	<input type="radio"/> Full names <input type="radio"/> No names <input checked="" type="radio"/> Tagged
<input checked="" type="radio"/> HTML	<input type="radio"/> Inline <input checked="" type="radio"/> Attached <input type="radio"/> Both	<input checked="" type="radio"/> Full names <input type="radio"/> No names
<input type="radio"/> PDF	[Always attached]	<input checked="" type="radio"/> Full names <input type="radio"/> No names
<input type="radio"/> RTF	[Always attached]	<input checked="" type="radio"/> Full names <input type="radio"/> No names
<input type="radio"/> XML	[Always attached]	[Full names]
<input type="radio"/> RefMgr, ProCite, EndNote	<input type="radio"/> Inline <input checked="" type="radio"/> Attached <input type="radio"/> Both	[ResearchSoft names]

You will then need to scroll down the page to the E-mail format Column and select 'Full' and then select HTML in the delivery format column

When you have finished searching click the 'log off' button.