



JSTOR Quick Start Guide

JSTOR offers high-quality, interdisciplinary content to support scholarship and teaching. It includes over one thousand leading academic journals across the humanities, social sciences, and sciences, as well as select monographs and other materials valuable for academic work. Journals are always included from volume 1, issue 1 and include previous and unrelated titles. Beginning in 2011, current issues for more than 150 journals will be available on JSTOR as part of the Current Scholarship Program.

The content is expanded continuously with a current emphasis on international publications as well as pamphlets, images, and manuscripts from libraries, societies, and museums.

Searching JSTOR

Basic Search

The basic search is available on the Jstor homepage. The basic search searches all content in the archive (articles, reviews and so on) The Boolean operators AND, OR and NOT are available. (Words are combined with the AND operator by default.) You can read more about Boolean searching in this Online Library guide

http://www.external.shl.lon.ac.uk/info_skills/databases/advanced_searching.php

Phrase searching is available by inserting phrases in quotes (e.g.: "punctuated equilibrium",) will find articles containing this exact phrase.

Fig 1. Basic Search Screen

If you cannot find what you are looking for we suggest you do an advanced search (see 1 above)

Fig 2. Search Results

Viewing the full text of articles in basic search

The initial search results will display all the content in Jstor but we will not have a full text subscription to all the content. To avoid frustration select 'Only Content I can access' in the results screen to see what is in our subscription.

Advanced Search

To access the advanced search feature click on the 'advanced search' link under the simple search or you can use the 'Search' tab at the top of the screen.



The advanced search facility gives you more options to refine your search. Click on Search Help (see 1 in Fig 2. Advanced Search Screen)

Fig 2.
Advanced
Search
Screen

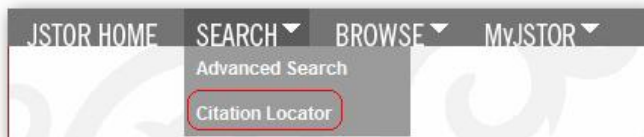
Use the drop down menu on the right to select various search options. For example if you are looking for work by a particular author you would type their name in the search box and select author from the drop down menu.(see 2 in Fig 2.Advanced Search Screen)

Viewing the full text of articles in advanced search

Make sure that you select 'Include only content I can access' to view articles within our subscription. (see 3, in Fig 2 Advanced Search Screen)

Citation Locator

You might already have some information about the article you are looking for (e.g. article title, author, and the journal title) in this case you can use the citation locator to find it. Access it by holding your mouse over the search tab and selecting it.



Just type as much information as you can in the relevant boxes and then press the search button.

Example of a citation search

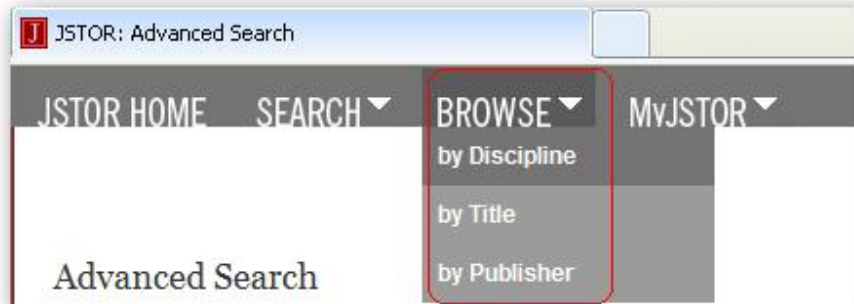


The Online Library

Senate House Library, University of London

Find further help with the Citation Locator [here](#)

Browsing JSTOR



To browse by discipline, title or publisher wave the cursor over the browse tab and select the method with the drop down menu.

The titles marked with the green tick  are available in our subscription.

Viewing, Printing and Saving



Once you have found your article you can read it by clicking on 'PDF'. When you do this you will be asked to accept the JSTOR terms and conditions which cover the copyright restrictions for using the database.

From the article display screen you can print the article or save it.

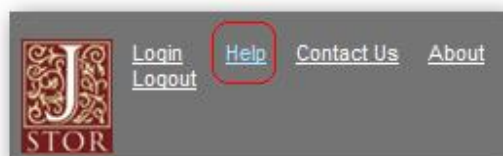


To print the article click on the print icon (1)

To save the article click on the disk icon (2)

Further Help

If you need more assistance while you are JSTOR you can find a list of help documents by clicking on 'Help'



You can also contact the Online Library team

E-mail OnlineLibrary@shl.lon.ac.uk, Phone:

+44(0)20 7862 8478